


Unveiling the Power of Business Intelligence: A Comprehensive Guide

In today's data-driven business landscape, leveraging business intelligence (BI) is no longer a luxury but a necessity. With the ability to transform raw data into actionable insights, BI empowers organizations to make informed decisions, optimize operations, and gain a competitive edge.



Definitive Guide to DAX, The: Business intelligence for Microsoft Power BI, SQL Server Analysis Services, and Excel (Business Skills)

★★★★☆ 4.8 out of 5

Language : English
File size : 145577 KB
Text-to-Speech : Enabled
Screen Reader : Supported
Enhanced typesetting : Enabled
Print length : 768 pages



This comprehensive eBook serves as your ultimate guide to navigating the world of business intelligence, focusing on the powerful capabilities of Microsoft Power BI, SQL Server Analysis Services, and other industry-leading tools. Whether you're a seasoned data analyst or a business professional eager to make sense of your data, this guide will equip you with the knowledge and skills to unlock the full potential of BI.

Chapter 1: The Foundations of Business Intelligence

This chapter lays the groundwork for your understanding of business intelligence. We'll explore:

- * The definition, purpose, and benefits of BI
- * The key components of a BI system, including data sources, data integration, data analysis, and data visualization
- * The different types of BI tools and technologies available

Chapter 2: Diving into Microsoft Power BI

Get ready to immerse yourself in the world of Microsoft Power BI, one of the most popular and versatile BI tools on the market. We'll cover:

- * The key features and capabilities of Power BI, including data modeling, data visualization, and interactive dashboards
- * Step-by-step instructions for creating and publishing your own Power BI reports and dashboards
- * Tips and tricks for maximizing the effectiveness of your Power BI visualizations

Chapter 3: Unlocking the Power of SQL Server Analysis Services

Discover the powerful capabilities of SQL Server Analysis Services (SSAS), a robust data analysis and modeling platform. You'll learn about:

- * The different types of SSAS databases, including tabular, multidimensional, and Power BI datasets
- * The basics of creating and managing SSAS cubes and dimensions
- * Using MDX (Multidimensional Expressions) to query and analyze SSAS data

Chapter 4: Embracing Data Visualization for Impact

Data visualization is a powerful tool for communicating insights effectively. This chapter will guide you through:

* The principles of effective data visualization * Different types of data visualizations and their appropriate use cases * Best practices for designing and creating compelling visualizations using Power BI and other tools

Chapter 5: Advanced Techniques for Data Analysis

Take your data analysis skills to the next level with this chapter, where we'll delve into:

* Advanced data analysis techniques, such as forecasting, time series analysis, and predictive modeling * Using machine learning and artificial intelligence (AI) to enhance your data analysis capabilities * Case studies showcasing the practical applications of advanced data analysis techniques

Chapter 6: Implementing and Managing a BI Solution

In this chapter, we'll focus on the practical aspects of implementing and managing a successful BI solution, including:

* Planning and designing a BI strategy aligned with business objectives * Choosing the right BI tools and technologies for your organization * Data governance, security, and privacy considerations * Best practices for managing and maintaining a BI solution

Chapter 7: Case Studies and Real-World Applications

Real-world case studies are invaluable for understanding how BI is used to solve business problems. We'll present:

* Case studies showcasing successful BI implementations in various industries * Examples of how BI has helped organizations improve

decision-making, optimize operations, and gain competitive advantages

This eBook has provided you with a comprehensive overview of business intelligence, equipping you with the knowledge and skills to leverage data for informed decision-making. Whether you're a data analyst, business professional, or aspiring data enthusiast, embracing the power of BI will empower you to unlock the hidden insights within your data and drive your organization towards success.

Remember, the journey of data-driven decision-making is an ongoing one. Continuously explore new technologies, refine your data analysis techniques, and stay abreast of the latest industry trends. By doing so, you'll ensure that your organization remains at the forefront of data-driven innovation.



The Definitive Guide to DAX


Business intelligence with
Microsoft Excel, SQL Server
Analysis Services, and Power BI

SECOND EDITION

Marco Russo and Alberto Ferrari

Free Download Your Copy Today!


Unlock the full potential of business intelligence with our comprehensive eBook. Free Download your copy today and embark on a transformative journey of data-driven success.



Definitive Guide to DAX, The: Business intelligence for Microsoft Power BI, SQL Server Analysis Services, and Excel (Business Skills)

★★★★☆ 4.8 out of 5

Language : English
File size : 145577 KB
Text-to-Speech : Enabled
Screen Reader : Supported
Enhanced typesetting : Enabled
Print length : 768 pages



Fearless Painting for True Beginners: Learn to Create Vibrant Canvas Art

Unlock the Joy of Artistic Expression Embark on a transformative journey into the world of painting with our comprehensive guide, 'Fearless Painting...



Proven 12-Step Program for Financial Peace of Mind: Debt-Free, Debt-Free, Debt-Free

Are you struggling with debt? If you're like millions of Americans, you're probably struggling with debt. You may be feeling overwhelmed and stressed...