

# **Unlock the Vibrant World of Reversible Color Crochet: A Comprehensive Guide**

Embark on a captivating journey into the realm of Reversible Color Crochet, where you'll discover an innovative technique that transforms ordinary yarn into stunning masterpieces. This article will guide you through this exciting new craft, providing you with all the knowledge and inspiration you need to create your own extraordinary works of art.

## **What is Reversible Color Crochet?**



## Reversible Color Crochet: A New Technique

by Laurinda Reddig

★★★★☆ 4.2 out of 5

Language : English

File size : 56662 KB

Text-to-Speech : Enabled

Screen Reader : Supported

Enhanced typesetting : Enabled

Print length : 144 pages



Reversible Color Crochet is a remarkable technique that allows you to create double-sided crochet fabrics with distinct patterns and colors on each side. Unlike traditional crochet methods, this technique uses two yarns of different colors and strategically places them to achieve the desired effect.

## How it Works

The secret behind Reversible Color Crochet lies in the way the yarns are worked together. By alternating the front and back loops of the stitches, you can control which color appears on each side of the fabric. This technique creates a mirror image effect, resulting in two vibrant and distinct designs.

## Benefits of Reversible Color Crochet

- **Versatility:** Create a wide range of projects, from blankets and scarves to garments and accessories, with unique and eye-catching designs.
- **Double the Value:** Enjoy two different patterns in one project, providing endless possibilities for customization and personalization.
- **Durability:** The double-layered fabric adds strength and durability, making your creations both beautiful and long-lasting.
- **Creativity:** Experiment with different yarn combinations and stitch patterns to express your individuality and style.

## Getting Started with Reversible Color Crochet

## Materials you'll need:

- Two yarns of different colors
- Crochet hook
- Scissors
- Yarn needle

## Basic Stitches:

To master Reversible Color Crochet, you'll need to know the following basic stitches:

- Single Crochet (sc)
- Double Crochet (dc)
- Half Double Crochet (hdc)

## Step-by-Step Instructions for a Reversible Color Scarf

### Materials:


- 50g of yarn in Color A
- 50g of yarn in Color B
- 4.5mm crochet hook

### Instructions:

1. **Row 1:** Chain 20 (or any even number of stitches).
2. **Row 2:** 1 sc in the 2nd chain from the hook, \*1 sc in the front loop of the next st, 1 sc in the back loop of the next st; repeat from \* across the row.

3. **Row 3:** Change to Color B, 1 sc in the back loop of the next st, \*1 sc in the front loop of the next st, 1 sc in the back loop of the next st; repeat from \* across the row.
4. **Row 4:** Change to Color A, \*1 sc in the front loop of the next st, 1 sc in the back loop of the next st; repeat from \* across the row.
5. **Row 5:** Change to Color B, 1 sc in the back loop of the next st, \*1 sc in the front loop of the next st, 1 sc in the back loop of the next st; repeat from \* across the row.
6. **Repeat Rows 2-5** until the desired length is reached.
7. **Bind off:** Cut the yarn and pull it through the last loop on the hook.

## **Advanced Techniques for Reversible Color Crochet**



Once you've mastered the basics, you can explore advanced techniques to enhance your crochet creations:

**Color Gradient Effects:**

Combine yarns of different shades to create a gradual color transition, adding depth and visual interest to your work.

**Intricate Stitches:**

Experiment with complex stitches such as bobbles, clusters, and post stitches to create textured and eye-catching designs.

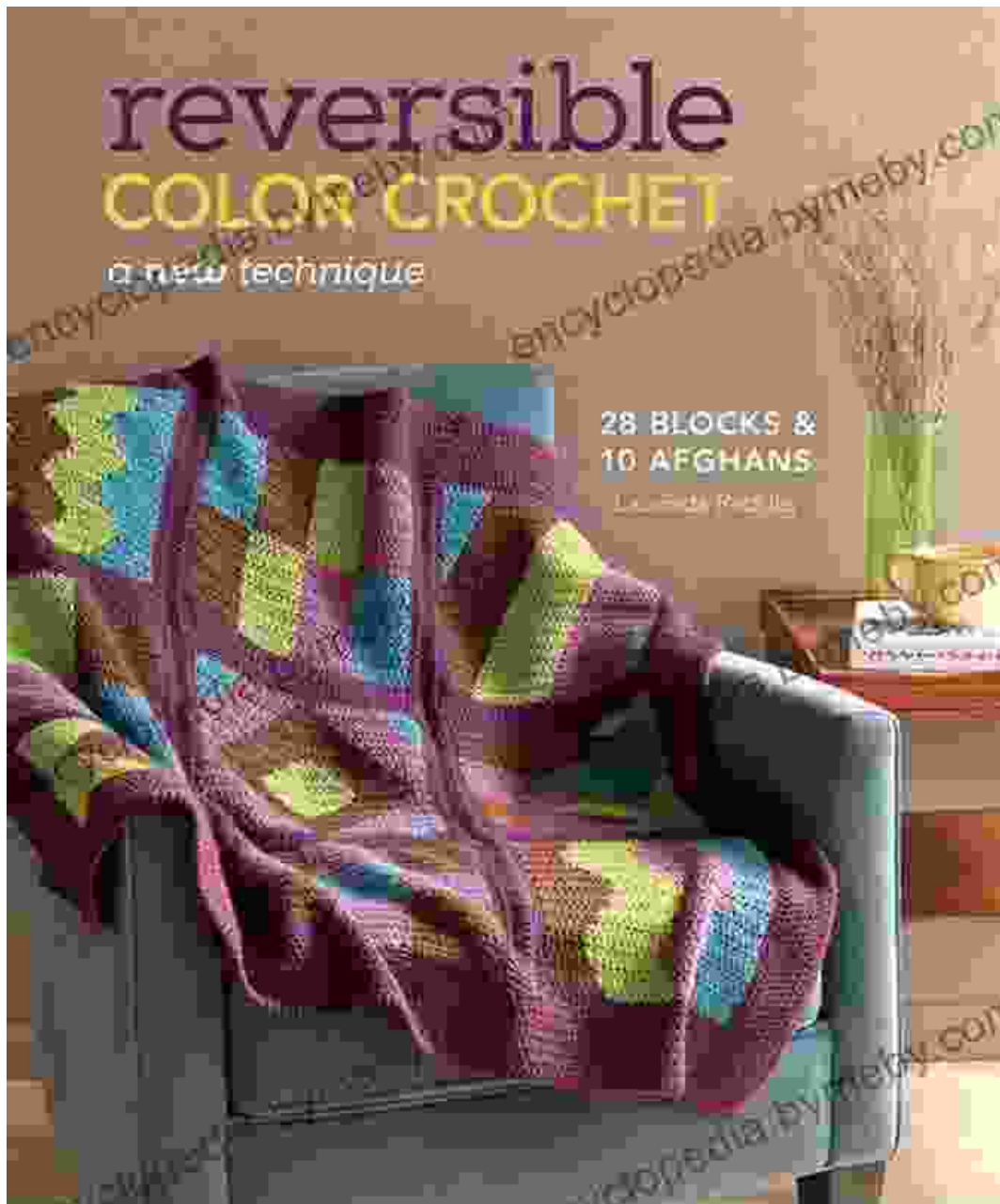
## **Geometric Patterns:**

Use Reversible Color Crochet to create sharp and geometric patterns, such as stripes, chevrons, and diamonds.

## **Inspiration for Reversible Color Crochet Projects**

- **Blankets:** Cozy up with a vibrant and reversible blanket, perfect for any season.
- **Scarves:** Add a touch of style to your wardrobe with a unique and eye-catching scarf.
- **Cushions:** Decorate your home with colorful and reversible cushions that will brighten up any room.
- **Garments:** Create statement-making garments with bold and reversible patterns.
- **Accessories:** Add a pop of color to your outfits with reversible hats, headbands, and jewelry.

## **The Ultimate Guide: Reversible Color Crochet New Technique**



For a comprehensive guide to Reversible Color Crochet, look no further than the "Reversible Color Crochet New Technique" book. This essential resource provides:

- Step-by-step instructions and detailed diagrams
- A wide range of patterns, from beginner-friendly to advanced designs



- Expert tips and troubleshooting advice
- Inspiration for your own unique creations

## Free Download Your Copy Today

Embrace the world of Reversible Color Crochet and unlock endless possibilities for creativity. Free Download your copy of the "Reversible Color Crochet New Technique" book today and start your journey to creating stunning and reversible masterpieces.



### Reversible Color Crochet: A New Technique

by Laurinda Reddig

★★★★☆ 4.2 out of 5

Language : English


File size : 56662 KB

Text-to-Speech : Enabled

Screen Reader : Supported

Enhanced typesetting : Enabled

Print length : 144 pages



### Fearless Painting for True Beginners: Learn to Create Vibrant Canvas Art

Unlock the Joy of Artistic Expression Embark on a transformative journey into the world of painting with our comprehensive guide, 'Fearless Painting...



## Proven 12-Step Program for Financial Peace of Mind: Debt-Free, Debt-Free, Debt-Free

Are you struggling with debt? If you're like millions of Americans, you're probably struggling with debt. You may be feeling overwhelmed and stressed...