


Unlock Trading Profits with Renko Charts: A Comprehensive Guide

Welcome to the world of Renko charts, where time is irrelevant and price movements take center stage. This comprehensive guidebook will empower you with the knowledge and strategies to unlock trading profits and conquer the financial markets.



Profitable Trading with Renko Charts by Prashant Shah

★★★★☆ 4.4 out of 5

Language : English
File size : 23842 KB
Text-to-Speech : Enabled
Enhanced typesetting : Enabled
X-Ray : Enabled
Word Wise : Enabled
Print length : 351 pages



What are Renko Charts?

Renko charts are non-time-based charts that plot price movements in fixed-size bricks. Each brick represents a predetermined change in price, eliminating the noise and volatility of traditional time-based charts. This unique characteristic makes Renko charts ideal for identifying trends and potential trading opportunities.



Benefits of Using Renko Charts

- **Eliminate Time Factor:** By focusing on price changes rather than time, Renko charts reduce the impact of short-term price fluctuations and highlight long-term trends.
- **Enhanced Trend Detection:** Renko bricks filter out the noise, making it easier to identify underlying trends and potential turning points.
- **Improved Support and Resistance Levels:** Renko charts reveal strong support and resistance levels that are often obscured by time-based charts.
- **Suitable for All Markets:** Renko charts can be applied to any financial market, including stocks, forex, and commodities.

Trading Strategies with Renko Charts

This guidebook delves into a comprehensive range of trading strategies tailored specifically for Renko charts:

- **Breakout Trading:** Identify breakouts of Renko bricks to capture significant price movements.
- **Trend Following:** Ride market trends by following the direction of consecutive Renko bricks.
- **Pullback Trading:** Find trading opportunities during pullbacks to the support or resistance levels identified by Renko charts.
- **Chart Patterns:** Recognize familiar chart patterns on Renko charts to predict price movements.
- **Volume Analysis:** Use volume indicators with Renko charts to confirm trading signals and assess market sentiment.

Advanced Renko Techniques


Unlock the full potential of Renko charts by mastering advanced techniques, including:

- **Renko Bar Duration:** Optimize your Renko charts by choosing the appropriate brick size for your trading style and market conditions.
- **Multiple Time Frame Analysis:** Use Renko charts across multiple time frames to identify long-term trends and short-term trading opportunities.
- **Market Profile Analysis:** Combine Renko charts with Market Profile techniques to gain insights into market structure and price distribution.

- **Sentiment Analysis:** Measure market sentiment by analyzing the distribution and size of Renko bricks.
- **Risk Management:** Establish effective risk management strategies tailored to Renko chart trading.

In this comprehensive guidebook, we have unveiled the secrets of profitable trading with Renko charts. By harnessing the power of this unique charting technique, you can gain a competitive edge in the financial markets and unlock your full trading potential.


Free Download your copy of "Profitable Trading With Renko Charts" today and embark on a transformative journey to trading success.



Profitable Trading with Renko Charts by Prashant Shah

- ★ ★ ★ ★ ☆ 4.4 out of 5
- Language : English
- File size : 23842 KB
- Text-to-Speech : Enabled
- Enhanced typesetting : Enabled
- X-Ray : Enabled
- Word Wise : Enabled
- Print length : 351 pages





Fearless Painting for True Beginners: Learn to Create Vibrant Canvas Art

Unlock the Joy of Artistic Expression Embark on a transformative journey into the world of painting with our comprehensive guide, 'Fearless Painting...



Proven 12-Step Program for Financial Peace of Mind: Debt-Free, Debt-Free, Debt-Free

Are you struggling with debt? If you're like millions of Americans, you're probably struggling with debt. You may be feeling overwhelmed and stressed...