


The Ultimate Guide to a Spy-Themed Valentine's Day for Kids



I Spy Valentine's Day Book For Kids Ages 2-5: Valentine's Day Picture Book by Koko Co

★★★★☆ 4.5 out of 5

Language : English

File size : 28810 KB

Print length : 14 pages

Lending : Enabled

Screen Reader: Supported



Are you looking for a fun and exciting way to celebrate Valentine's Day with your kids? If so, then look no further than a spy-themed party! This article will provide you with everything you need to know to throw an unforgettable spy-themed Valentine's Day party for your kids, including ideas for activities, games, food, and decorations.

Activities

There are endless possibilities when it comes to activities for a spy-themed Valentine's Day party. Here are a few ideas to get you started:

- Set up a spy training course with obstacles and challenges.
- Have a code-breaking station where kids can learn how to decode secret messages.
- Organize a scavenger hunt with spy-themed clues.

- Put on a spy movie marathon.
- Have a "spy dance party" with music from spy movies.

Games

In addition to activities, you can also play some fun spy-themed games at your party. Here are a few ideas:

- **Spy Charades:** Write down a list of spy-themed words or phrases and have kids take turns acting them out while their team guesses.
- **Spy Pictionary:** Similar to charades, but instead of acting out words, kids have to draw them.
- **Spy Bingo:** Create bingo cards with spy-themed words or phrases and have kids listen for them as you read out clues.
- **Spy Maze:** Print out a maze and have kids race to find the way out.
- **Spy Laser Tag:** If you have access to a laser tag arena, this is a great way to get kids moving and having fun.

Food

No party is complete without food! Here are some ideas for spy-themed food that your kids will love:

- **Spy Sandwiches:** Cut sandwiches into fun shapes using cookie cutters.
- **Spy Popcorn:** Pop some popcorn and add melted chocolate and sprinkles.
- **Spy Fruit Salad:** Cut fruit into star shapes and serve with a dip.

- **Spy Veggie Platter:** Cut vegetables into fun shapes and serve with a dip.
- **Spy Cupcakes:** Decorate cupcakes with spy-themed frosting and sprinkles.

Decorations

The decorations are what will really set the mood for your spy-themed Valentine's Day party. Here are a few ideas to get you started:

- **Black and red streamers:** These colors are synonymous with spies, so they're a great way to decorate your party space.
- **Spy posters:** Print out posters of famous spies or spy movies and hang them around the room.
- **Spy gadgets:** If you have any old spy gadgets, display them around the room.
- **Secret messages:** Write secret messages on paper and hide them around the room for kids to find.
- **Spy music:** Create a playlist of spy-themed music to play in the background.


With a little planning, you can throw an unforgettable spy-themed Valentine's Day party for your kids. Just follow the tips in this article and you're sure to have a blast!

I Spy Valentine's Day Book For Kids Ages 2-5:


Valentine's Day Picture Book by Koko Co

★★★★☆ 4.5 out of 5

Language : English



File size : 28810 KB
Print length : 14 pages
Lending : Enabled
Screen Reader: Supported



Fearless Painting for True Beginners: Learn to Create Vibrant Canvas Art

Unlock the Joy of Artistic Expression Embark on a transformative journey into the world of painting with our comprehensive guide, 'Fearless Painting...



Proven 12-Step Program for Financial Peace of Mind: Debt-Free, Debt-Free, Debt-Free

Are you struggling with debt? If you're like millions of Americans, you're probably struggling with debt. You may be feeling overwhelmed and stressed...