


# How to Use Apostrophes Correctly: Your Fast Track to Everyday Written English Excellence

Apostrophes, those tiny yet mighty punctuation marks, can elevate your written English from ordinary to exceptional. Mastering their correct usage is crucial for crafting clear, concise, and grammatically impeccable prose. This fast track guide will equip you with the knowledge and skills to wield apostrophes with confidence, avoiding common pitfalls and ensuring your writing shines.



## A is for Apostrophe: How to Use Apostrophes Correctly in Everyday Written English (Fast-Track Guides Book 9)

by Tommy Hicks

★★★★☆ 4.2 out of 5

Language : English  
File size : 2001 KB  
Text-to-Speech : Enabled  
Screen Reader : Supported  
Enhanced typesetting : Enabled  
Word Wise : Enabled  
Print length : 42 pages



## Chapter 1: Understanding the Basics

- **Definition and Purpose:** An apostrophe is a punctuation mark (') used to indicate possession or omission.
- **Types of Apostrophes:** There are two main types - the possessive apostrophe and the omission apostrophe.

- **Common Misconceptions:** Uncover the myths surrounding apostrophes and dispel the confusion.

## Chapter 2: Possessive Apostrophes

- **Singular Possessors:** Learn when and how to add apostrophes to singular nouns.
- **Plural Possessors:** Explore the rules for forming the possessive of plural nouns.
- **Compound Nouns and Phrases:** Discover the correct placement of apostrophes in compound words.

## Chapter 3: Omission Apostrophes

- **Contractions:** Use apostrophes to create contractions, combining words for a more informal style.
- **Numbers and Letters:** Understand when to use omission apostrophes with numbers and letters.
- **Avoiding Confusion:** Learn to distinguish between omission apostrophes and possessive apostrophes.

## Chapter 4: Common Errors and Practice Exercises

- **Apostrophe Catastrophes:** Delve into common apostrophe missteps and how to avoid them.
- **Interactive Quiz:** Test your knowledge with engaging practice exercises and receive instant feedback.
- **Real-World Examples:** Analyze excerpts from written works to reinforce correct usage.

By mastering the art of apostrophe usage, you unlock a gateway to improved communication and writing proficiency. This fast track guide has empowered you with the tools and knowledge to wield apostrophes with precision and confidence. Embrace the power of punctuation and elevate your written English to new heights of accuracy and eloquence.

**EssayGuidance.com**

# THREE EASY WAYS TO USE APOSTROPHES

## 1. SINGULAR POSSESSIVES

When one person owns something, place the apostrophe before the s.

- "Chris's car."
- "Sarah's cat."

## 2. PLURAL POSSESSIVES

When multiple people own something, place the apostrophe after the s.


- "The doctors' patients."
- "The parents' house."

## 3. CONTRACTIONS

When two words become one, replace the missing letters with an apostrophe.

- "It is = It's"
- "They are = they're"

For more ways to use apostrophes, visit [EssayGuidance.com/apostrophes](https://www.essayguidance.com/apostrophes)




## A is for Apostrophe: How to Use Apostrophes Correctly in Everyday Written English (Fast-Track Guides Book 9)

by Tommy Hicks

★★★★☆ 4.2 out of 5

Language : English  
File size : 2001 KB  
Text-to-Speech : Enabled  
Screen Reader : Supported  
Enhanced typesetting : Enabled  
Word Wise : Enabled  
Print length : 42 pages



## Fearless Painting for True Beginners: Learn to Create Vibrant Canvas Art

Unlock the Joy of Artistic Expression Embark on a transformative journey into the world of painting with our comprehensive guide, 'Fearless Painting...



## Proven 12-Step Program for Financial Peace of Mind: Debt-Free, Debt-Free, Debt-Free

Are you struggling with debt? If you're like millions of Americans, you're probably struggling with debt. You may be feeling overwhelmed and stressed...

