

# How to Catch Bass with Crankbaits: The Ultimate Guide to Crankbait Fishing


## : The Allure of Crankbait Fishing

Bass fishing enthusiasts, prepare to dive into the exhilarating world of crankbait fishing! As one of the most effective bass fishing techniques, crankbaits hold an irresistible allure for anglers of all skill levels. These dynamic lures mimic the natural prey of bass, triggering aggressive strikes and offering an unparalleled adrenaline rush.

This comprehensive guide will equip you with the knowledge and skills to conquer the art of crankbait fishing. We will delve into every aspect of crankbait usage, from selecting the perfect bait to mastering retrieval techniques. Whether you're a seasoned angler or just starting your bass fishing journey, this guide will transform you into a crankbait fishing expert.

## Chapter 1: Choosing the Right Crankbait

The foundation of successful crankbait fishing lies in selecting the right bait. Understanding the various types of crankbaits and their specific attributes will empower you to match the bait to the fishing conditions and target bass effectively.



### Bass Fishing Tips: How to catch bass with crankbaits

by Steve Pease

★★★★☆ 4.3 out of 5

Language : English

File size : 1958 KB

Text-to-Speech : Enabled

Screen Reader : Supported

Enhanced typesetting: Enabled

Word Wise : Enabled  
Print length : 40 pages  
Lending : Enabled



## Crankbait Types:

- **Shallow Diving Crankbaits:** As their name suggests, these baits dive to shallow depths, typically ranging from 0-5 feet. They excel in clear water conditions or when bass are feeding in shallow areas, such as near banks or weed beds.
- **Medium Diving Crankbaits:** These crankbaits offer more versatility, diving to depths of 5-12 feet. They are ideal for covering the water column and targeting bass at various depths.
- **Deep Diving Crankbaits:** For reaching depths beyond 12 feet, deep diving crankbaits come into play. They are perfect for fishing drop-offs, ledges, and deep structure where bass often reside.

## Crankbait Shape and Design:

- **Oval-Shaped Crankbaits:** These classic crankbaits feature a wider body and a medium-sized bill. They create a wider wobble that mimics the movement of shad, a common prey of bass.
- **Square-Bill Crankbaits:** Designed with a flat square bill, these crankbaits produce a tighter, more erratic wobble. They excel at triggering bites from aggressive bass in shallow water or dense cover.

## Chapter 2: Mastering Retrieval Techniques

Once you have chosen the perfect crankbait, the next step is to master the art of retrieving it. The speed, depth, and action of your retrieve will significantly impact your chances of success.

### **Retrieval Speeds:**

- **Slow Retrieve:** This technique is effective when bass are less active or in clear water conditions. It allows the bait to stay in the strike zone for an extended time, increasing the likelihood of a bite.
- **Medium Retrieve:** A medium retrieve speed strikes a balance between speed and coverage. It is suitable for most bass fishing scenarios and allows you to cover water efficiently while still maintaining a tempting presentation.
- **Fast Retrieve:** This aggressive approach works well in murky water or when bass are actively feeding. The faster retrieve creates a more erratic action that can trigger a reaction strike from bass.

### **Retrieval Depth:**

- **Bottom Banging:** This technique involves keeping the crankbait ticking the bottom as you retrieve it. It is ideal for targeting bass holding tight to structure or in shallow water.
- **Mid-Column Retrieval:** By keeping the crankbait suspended at mid-water depths, you can cover more water and target bass at various levels.
- **Surface Retrieval:** This technique involves reeling the crankbait just below the water's surface. It is effective when bass are feeding on top or when fishing shallow flats.

## Retrieval Action:

- **Steady Retrieve:** This straightforward approach involves retrieving the crankbait at a consistent speed. It is a reliable technique that can produce bites consistently.
- **Stop-and-Go Retrieve:** By pausing the retrieve and then restarting it, you can add an erratic element to your presentation. This technique often triggers bites from hesitant bass.
- **Twitching Retrieve:** This advanced technique involves giving the crankbait short, sharp twitches as you retrieve it. It creates a more realistic action that mimics the movement of injured baitfish.

## Chapter 3: Advanced Crankbait Techniques

As you progress in your crankbait fishing journey, exploring advanced techniques will elevate your game to new heights. These techniques can help you target specific bass behaviors and unlock hidden hotspots.

### Pre-Spawning Techniques:

- **Shad Spawning Migration:** In the pre-spawning season, bass often follow shad as they migrate towards spawning grounds. Targeting these areas with shallow diving crankbaits can yield excellent results.
- **Secondary Points and Flats:** Bass often stage on secondary points and flats adjacent to spawning areas. Casting crankbaits around these structures can intercept passing fish.

### Post-Spawning Techniques:

- **Dock Shadows:** After spawning, bass often seek refuge in the shade of docks and overhangs. Flipping crankbaits into these areas can

entice bass to strike.

- **Channel Edges:** As water temperatures rise, bass will often move to deeper channels. Casting crankbaits along channel edges can target these fish.

### **Cold Water Techniques:**

- **Deep Diving Crankbaits:** During cold water periods, bass tend to move to deeper water. Using deep diving crankbaits allows you to reach them at these depths.
- **Slow Retrieval Speeds:** In cold water, bass become less active. Slowing down your retrieval speed can increase your chances of success.

## **Chapter 4: Crankbait Fishing Tackle and Setup**

The right tackle and setup are crucial for maximizing your crankbait fishing experience. This section will guide you through selecting the essential gear and optimizing your setup for effective crankbait fishing.

### **Rods and Reels:**

- **Rods:** Medium-heavy to heavy action rods with a moderate or fast tip are ideal for crankbait fishing. They provide the power to cast bulky crankbaits and the sensitivity to detect subtle bites.
- **Reels:** Casting reels with a gear ratio of 6:1 to 7:1 are recommended. These reels offer a good balance of speed and torque for efficient crankbait retrieval.

### **Line and Leader:**


- **Line:** Fluorocarbon line with a breaking strength of 12-15 pounds is a versatile choice. Its low visibility and resistance to abrasion make it suitable for crankbait fishing in various conditions.
- **Leader:** A short fluorocarbon leader of 5-8 pound test can be used to protect the main line from abrasion and improve bite detection.

## : Unlocking the Secrets of Crankbait Fishing

Mastering the art of crankbait fishing opens up a world of possibilities for bass anglers. Whether you're a seasoned pro or just starting out, embracing the techniques outlined in this guide will transform you into a more skilled and successful crankbait angler.

Remember, patience and persistence are key in crankbait fishing. The more time you spend on the water, the better you will become at reading the behavior of bass and adapting your techniques accordingly.

So, grab your crankbaits, head to your favorite bass fishing spot, and let the thrilling chase begin. As you master the art of crankbait fishing, you will not only enhance your fishing skills but also create unforgettable memories that will last a lifetime.



### Bass Fishing Tips: How to catch bass with crankbaits

by Steve Pease

★★★★☆ 4.3 out of 5

Language : English

File size : 1958 KB

Text-to-Speech : Enabled

Screen Reader : Supported

Enhanced typesetting : Enabled

Word Wise : Enabled


Print length : 40 pages

Lending

: Enabled

FREE

DOWNLOAD E-BOOK



## Fearless Painting for True Beginners: Learn to Create Vibrant Canvas Art

Unlock the Joy of Artistic Expression Embark on a transformative journey into the world of painting with our comprehensive guide, 'Fearless Painting...



## Proven 12-Step Program for Financial Peace of Mind: Debt-Free, Debt-Free, Debt-Free

Are you struggling with debt? If you're like millions of Americans, you're probably struggling with debt. You may be feeling overwhelmed and stressed...